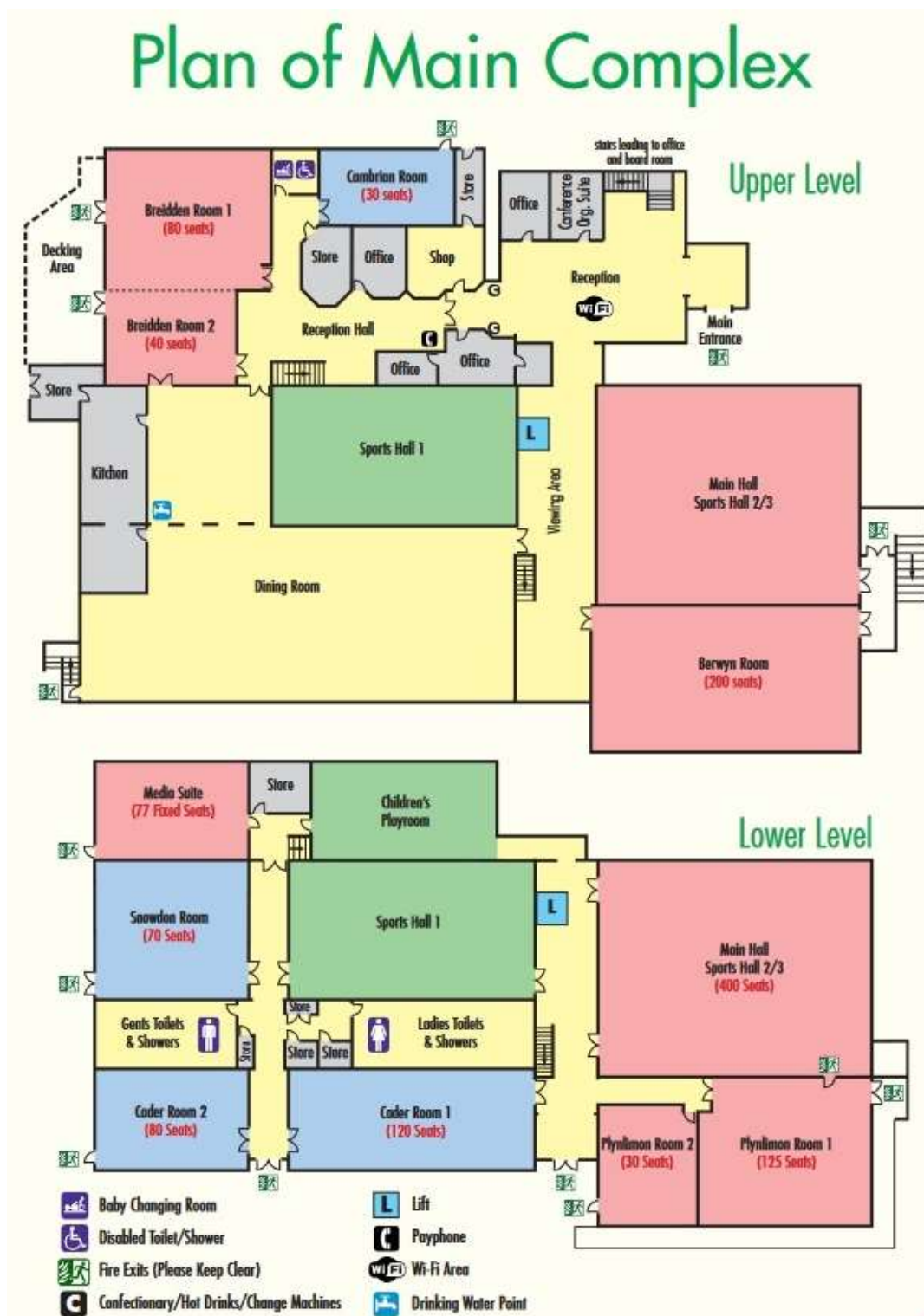


ACCESS GUIDE TO CEFN LEA PARK

MAIN COMPLEX – CONFERENCE FACILITIES:

The conference facilities are on two levels, and the building is fully wheelchair-accessible. There is a lift (the blue box with an 'L', shown in the Upper Level 'Viewing Area' on the map below) for wheelchair users, and others who cannot manage stairs – the lift fits one wheelchair/mobility scooter (or 2-3 people standing) at a time, and is operated by a button you need to hold to go down or up. There is an accessible bathroom (including a toilet, and wet room shower with a seat) next to the Breidden rooms. The main toilets are downstairs, near the back entrance, next to Cader Rm 1&2. Complimentary Wi-Fi is available in the main reception and available to purchase in the rest of the complex: <https://www.cefnlea.co.uk/residential-conferences/conference-facilities/>



ACCESS GUIDE TO CEFN LEA PARK

OVERNIGHT ACCOMMODATION

This year, we have 2 standard chalets (numbers 5 & 6 – ground floor); 6 ensuite chalets (numbers 16, 17 & 18 – ground floor – and 16A, 17A & 18A – upstairs); 3 Leisure homes (numbers 1-3); and 1 Bungalow. Details on the next pages. If you can't walk far, you can request a room near the main site (likely to be the Bungalow or chalet 5); if you ask for an accessible bathroom, you will be in one of the ground-floor ensuite chalets (these are further away, so if you can't walk far, you could park outside your chalet and drive to the main building for sessions).

All beds are provided with pillows and duvets, but no bed linen (pillowcase, sheet, or duvet cover) or towels. **You can bring your own bed linen and towels, or hire a set.**



ACCESS GUIDE TO CEFN LEA PARK

STANDARD CHALET, WITH SHARED BATHROOMS (2 GROUND FLOOR CHALETs)

Each ground-floor standard chalet has 3 bedrooms (each with 2 bunks and a single bed), a shared toilet, shower room, lounge and kitchen.

Standard Chalets...

Single beds can be removed if required for more space

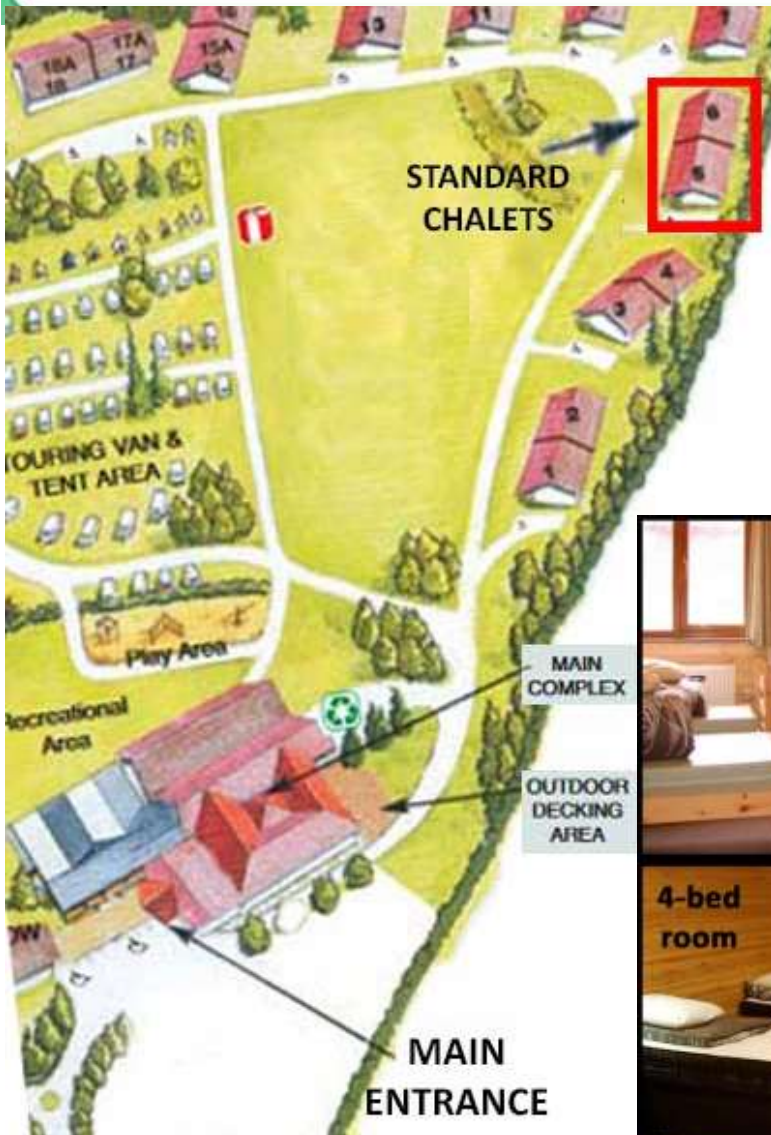
CHALETs No. 1 & 2	
BEDROOM	SLEEPS
1	4 (2 Bunk)
2	2 (1 Bunk)
3	4 (2 Bunk)

CHALETs No. 3 & 4	
BEDROOM	SLEEPS
1	4 (2 Bunk)
2	5 (2 Bunk, 1 Single)
3	5 (2 Bunk, 1 Single)

CHALETs No. 5 to 14 inclusive	
BEDROOM	SLEEPS
1	5 (2 Bunk, 1 Single)
2	5 (2 Bunk, 1 Single)
3	5 (2 Bunk, 1 Single)

Chalets 5 and 6 are nearer to the main conference facilities (where all the sessions will take place), than the ensuite chalets.

All chalets have disabled parking outside.



ACCESS GUIDE TO CEFN LEA PARK

CHALET WITH ENSUITE BATHROOMS (2 GROUND FLOOR CHALETs, 2 UPSTAIRS CHALETs)

Each ground floor chalet has a lounge and a kitchen, and 3 bedrooms with ensuite bathrooms (1 of these rooms has an accessible bathroom), and each upstairs chalet has 3 bedrooms with ensuite bathrooms.

En-Suite Chalets

En-Suite Chalets - Downstairs

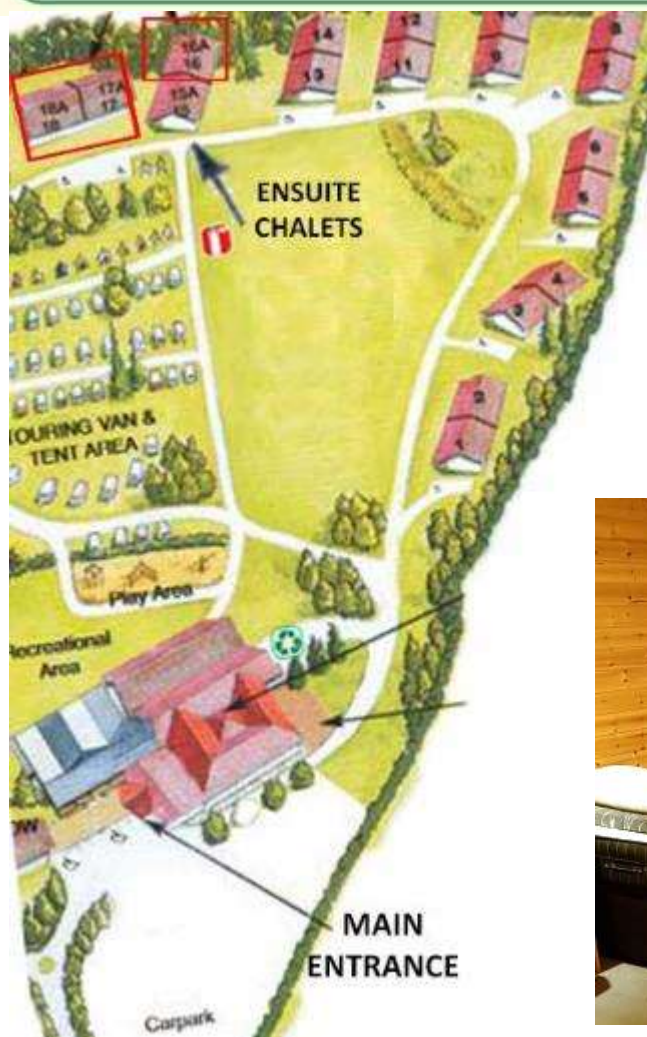
No. 15-18 Downstairs

BEDROOM	SLEEPS
1	4 (1 Bunk, 2 Single) Disabled Room
2	6 (2 Bunk, 2 Single)
3	6 (2 Bunk, 2 Single)

No. 15A-18A Upstairs

BEDROOM	SLEEPS
1	6 (2 Bunk, 2 Single)
2	6 (2 Bunk, 2 Single)
3	6 (2 Bunk, 2 Single)

There is no kitchen or lounge/dining area upstairs



The 3 bedrooms with accessible bathrooms, on the ground floor, have 4 beds (1 bunk and 2 singles). All the other bedrooms have 6 beds (2 bunks, 2 singles).

There is parking just outside the ensuite chalet blocks, so if you can't walk far, you can drive from the chalet to the main building for sessions. Otherwise, it's a few minutes' walk (depending on your speed). The path has a slight slope up to the main complex, and then it is flat as you go inside the building.

The upstairs ensuite chalets are up one flight of stairs from the entrance to each chalet.



ACCESS GUIDE TO CEFN LEA PARK

BUNGALOW (1):

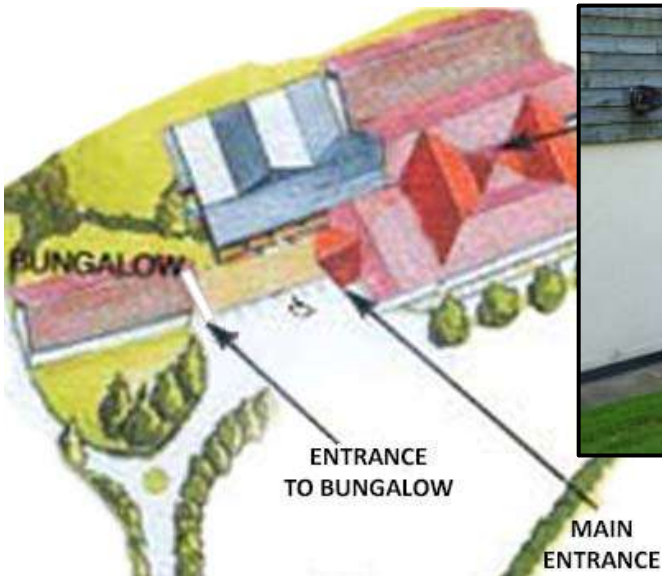
The Bungalow has a shared lounge and kitchen, 3 toilets, and 2 showers. There are 6 bedrooms, with 3-5 beds in each. Each bedroom has a sink, and a mixture of bunks and single beds.

Bungalow

Bungalow	
BEDROOM	SLEEPS
1	4 (2 Bunk)
2	3 (1 Bunk, 1 Single)
3	3 (1 Bunk, 1 Single)
4	3 (1 Bunk, 1 Single)
5	4 (2 Bunk)
6	5 (2 Bunk, 1 Single)





The entrance to the Bungalow is a very short walk from the main building (about 50 metres), but there's a slope down to it, and small steps to get inside.

We can add a ramp for wheelchair users to get inside if needed.

If using a mobility scooter, you will need to park it outside (it will manage the slope to the door ok, but not the entrance, which has 2 steps, then a flat bit, then another raised bit). Wheelchair users should manage the slope and entrance with help, and manoeuvre the wheelchair inside (it's a bit tight but manageable for standard sized wheelchairs).

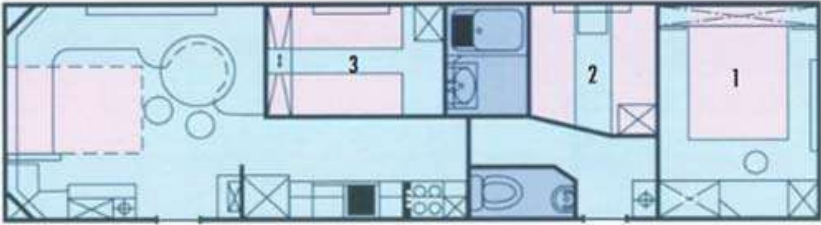


ACCESS GUIDE TO CEFN LEA PARK


LEISURE HOMES (3):


Each leisure home (large caravan) has 3 rooms (1 double and 2 twin rooms), and a shared lounge, kitchen, shower, and toilet.

Leisure Homes



The above diagram is illustrative and may vary between leisure homes



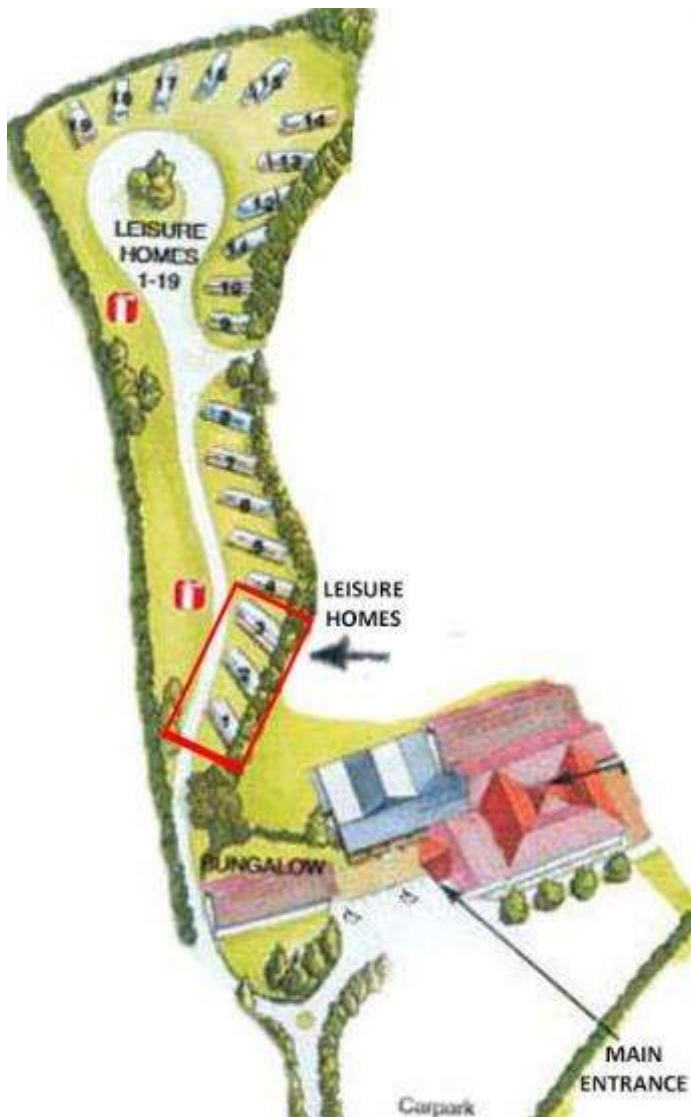


LEISURE HOMES No. 1-19

BEDROOM	SLEEPS
1	2 (Double Bed)
2	2 (Twins - 1 Shorter)
3	2 (Twins)

The leisure homes are about 5 minutes' walk from the main complex. There are 2 small steps up to the entrance to each leisure home. In the twin bedrooms, one of the beds is shorter (kid size).

The leisure homes can be colder than the other accommodation, however, the ones we have this year have central heating. Depending on the weather, you may still want to bring your own heaters for each bedroom, and extra blankets.



ACCESS GUIDE TO CEFN LEA PARK

